

Candidate's Name: Mr/Ms _____

Identity no: _____ Date: _____ Seat no: _____

Test Centre: _____

B C A A C A D E M Y**SINGAPORE****DESIGN SCREENING TEST****Time Allowed: 1.5 Hours****Instructions to Candidates:**

1. Do not start until you are told to do so.
2. Check that there are seven (7) printed pages in this booklet consisting of:
Section A - Six (6) questions - 60 marks
Section B - Two (2) questions - 40 marks
3. Answer **ALL** the questions.
4. All answers are to be written in THIS booklet.
5. Write your name, identity and seat number on this cover page.
6. This booklet is the property of BCA Academy and must not be taken out of the Test centre.

Materials that you need to bring:

- a) B or 2B pencils & eraser
- b) Coloured pencils (12 colours will do)


For Official Use:	Marker:	Checker:	Marks/100

Section A: Free Hand Sketching (60%)

- There are six (6) questions in this part.
- You should spend about 60 minutes in this section.
- Please use 2B pencils for drawing.

1. Man-made object:

Sketch the three 3-dimensional (3D) view of a sheltered bus-stop in the box below.




2. Landscape:

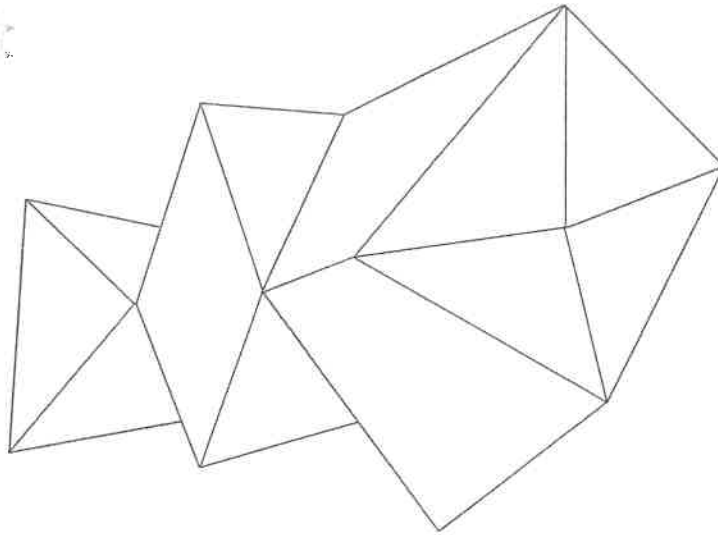
Complete the picture of this garden design:



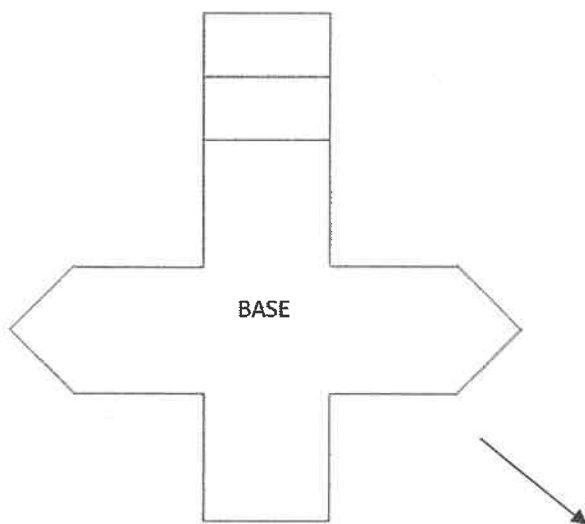
3. **Enlargement/Proportion:** Free-hand drawing (no ruler please)
Draw the enlarged view of the picture shown to fill up the box below.
The **proportions** should be maintained. Do NOT shade or draw the fine details.
Outlines will do.



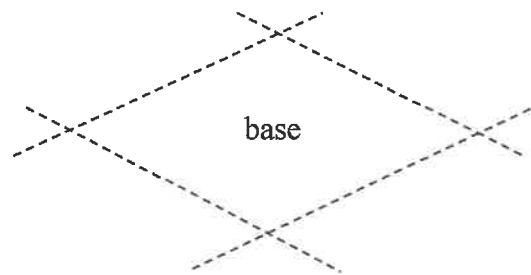
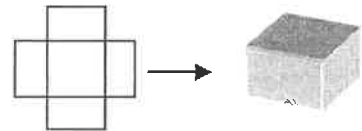
4. **Shading:** You are to use a B/2B pencil to gradually shade the 3D object from dark to light. Note the sun direction.



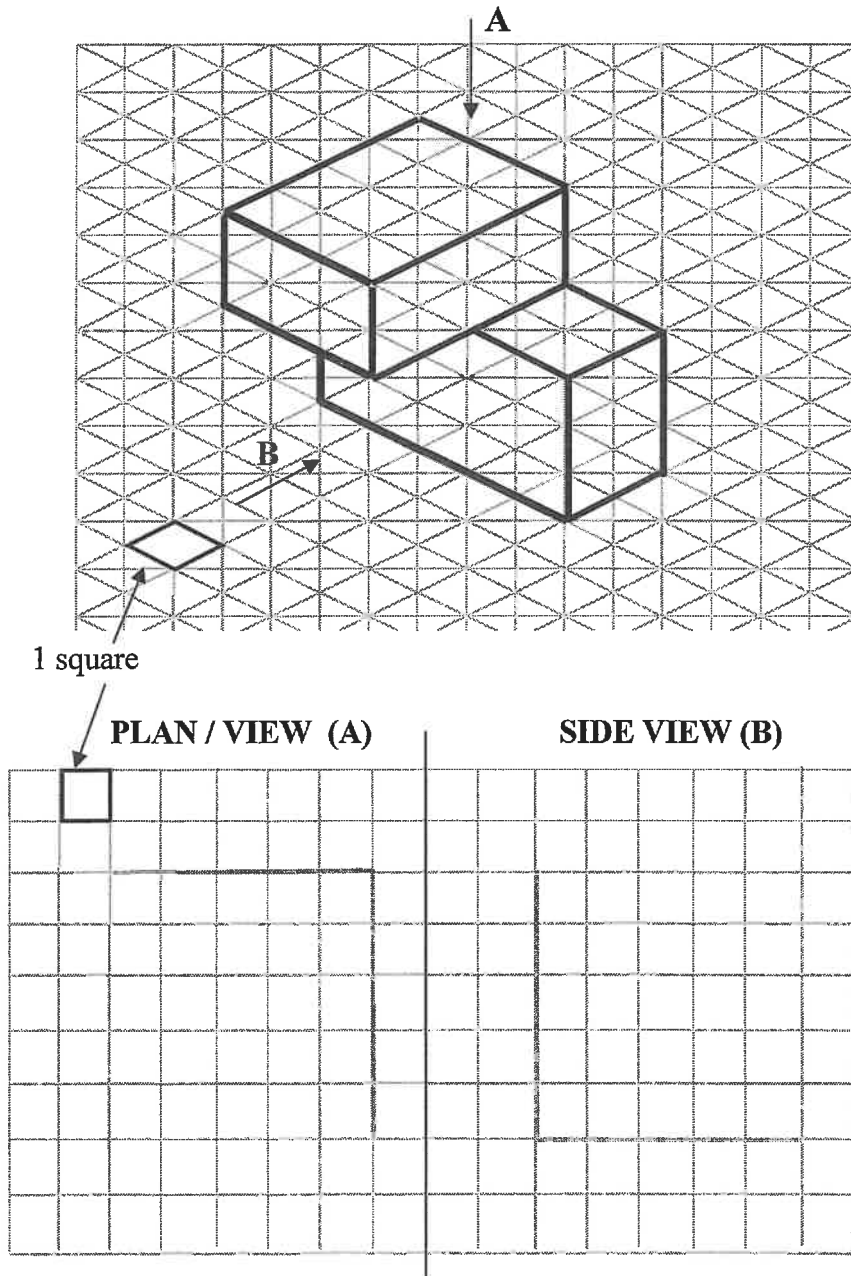
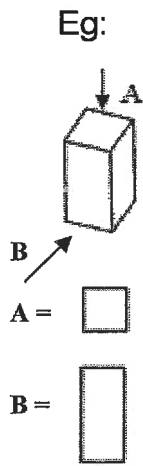
5. **Solid forms:** The plan below shows the planes of an object. Sketch out the 3D form if these planes were folded up. Use the dotted guidelines given as the starting point.



Eg:



6. **Orthographic Views:** Sketch the plan (A) and side view (B) of the 3D form shown below. Two lines for each view have been drawn for you.




Section B: Creative Composition (40%)

- There are TWO (2) questions in this part.
- You should spend not more than 30 minutes in this section.

7. (a) Colour the diagram below with 3 to 5 colours. You may use any technique to do it.


(10 marks)



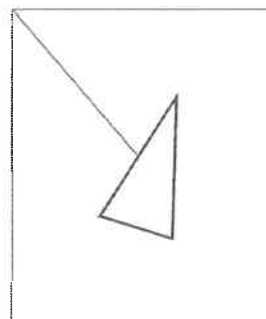
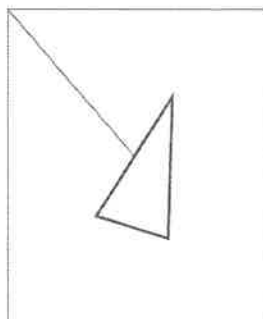
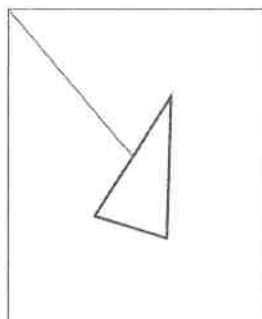
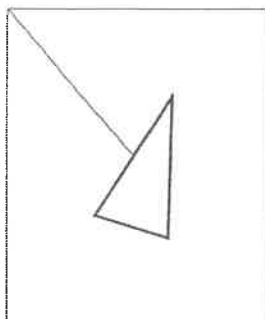
(b) Using a 2B pencil, draw four (4) different designs from the basic set given below.

ALL must be different (ideas) – not just changing stars to triangles or dots.

Eg: This is counted as the same design:




(10 marks)



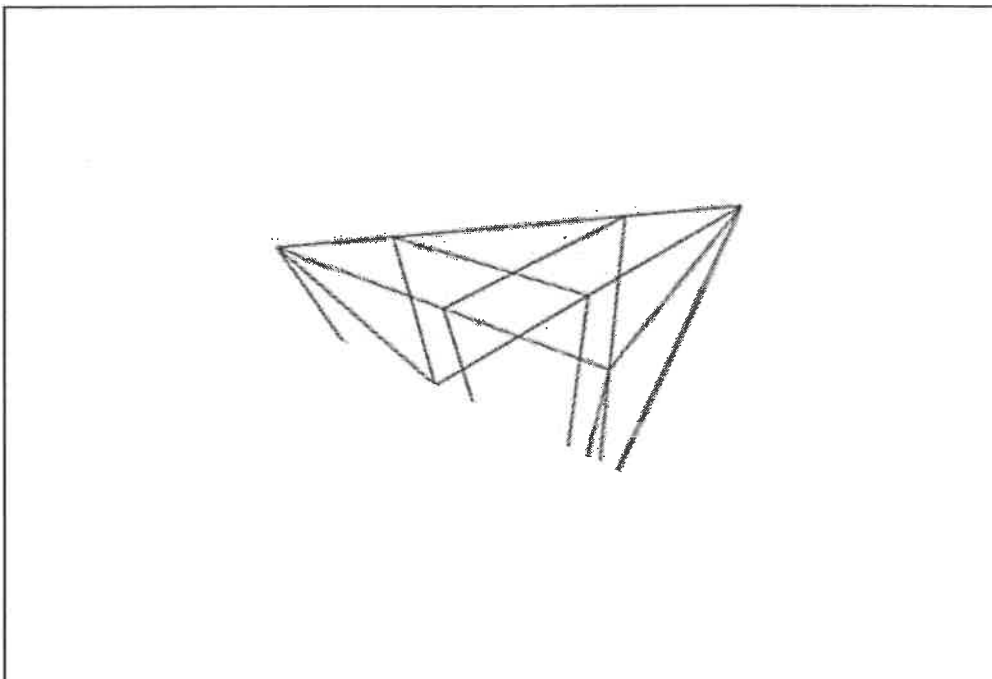
8. (a) Do an interesting art work using **eight (8) triangles**. They can be of any size.

- Do **NOT** overlap any of the shapes or cover the circle.
- Finally, add in some lines (any length), to form a nice picture.
- Give your picture a name:

_____ (10 marks)



(b) Continue the design of this half-done art work (draw in black): (10 marks)



END OF PAPER

